



**SAPPHIRE**  
COMMERCIAL LAUNDRY EQUIPMENT

Sales - Rentals - Parts  
[info@sapphirelaundry.co.uk](mailto:info@sapphirelaundry.co.uk)  
[www.sapphirelaundry.co.uk](http://www.sapphirelaundry.co.uk)



# NUT30 / NUT45

**Alliance**<sup>TM</sup>  
Laundry Systems

## Features

- Double capacity on the same footprint
- Easy-to-use timer
- Gas, electrical and steam heating (NUT30)
- Gas heating (NUT45)
- Large door opening for easy loading and unloading (NUT30 Ø57cm, NUT45 Ø68cm)
- Galvanized drum
- Axial airflow
- Large lint filter

## Options

- Stainless steel drum
- Stainless steel front panel
- Coin operated version
- Residual moisture control:
  - Lower energy and utility costs
  - Lower linen replacement costs



T: 0121 663 0500

E: [info@sapphirelaundry.co.uk](mailto:info@sapphirelaundry.co.uk)

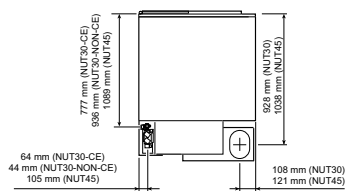
W: [www.sapphirelaundry.co.uk](http://www.sapphirelaundry.co.uk)

Unit 13, Warwick House Industrial Park, Banbury Road, Southam, Warwickshire, CV47 2PT

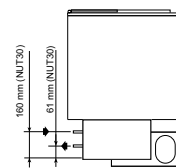
# Dimensions & Specifications

Type		NUT30	NUT45
<b>CAPACITY</b>			
Capacity	kg	2x13	2x20
Drum Volume	l	2x301	2x421
Drum Diameter	mm	Ø762	Ø838
<b>AIRFLOW</b>			
50 Hz	l/s	160	236
60 Hz	l/s	189	283
<b>DRYING AVERAGE</b>			
Gas Heating	g/min	290	376
Electric Heating	g/min	313	-
<b>MOTOR</b>			
Fan	kW	2x0,187	2x0,375
Drive	kW	2x0,187	2x0,375
<b>GAS HEATING</b>			
Energy	kW	42,8	51
	kBTU/h	146	174
Electrical Connection		1x200-240V 50/60Hz, 3x200-240V 50/60Hz 3x380-415V 50Hz, 3x380-415/440V 60Hz	1x200-240V 50/60Hz 3x380-415V 50Hz
Gas Connection	NPT	1/2"	1/2"
<b>STEAM HEATING</b>			
High Pressure 6,9 bar	kW	32,5	-
	kBTU/h	111	-
Electrical Connection		1x200-240V 50/60Hz, 3x200-240V 50/60Hz 3x380-415V 50Hz, 3x380-415/440V 60Hz	
Steam Connection	NPT	3/4"	-
<b>ELECTRICAL HEATING</b>			
Energy	kW	21	-
Electrical Connection		3x200-240V 50/60Hz, 3x380-415 50Hz, 3x380-415/440V 60Hz	
<b>EXHAUST</b>	ø/mm	1x203	1x254
<b>DIMENSIONS</b>			
HxWxD	mm	1937x800x1086	2059x876x1235
Net Weight	kg	247	305
<b>TRANSPORT DATA</b>			
Gross Weight	kg	264	326
Packing HxWxD	mm	2057x825x1194	2159x902x1372

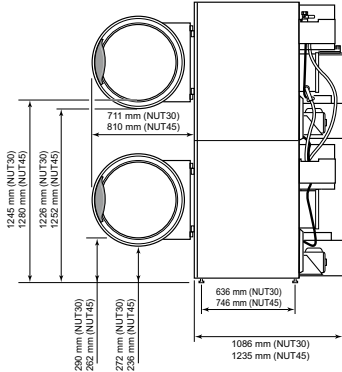
Top NUT30 NUT45 Gas



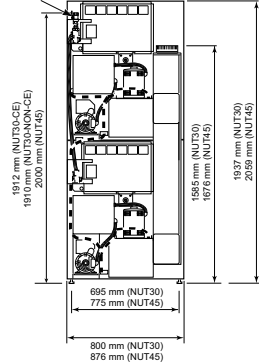
Top NUT30 Steam



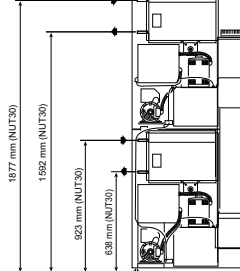
Side NUT30 NUT45



Side NUT30 NUT45 Gas



Side NUT30 Steam



Side NUT30 Electric

